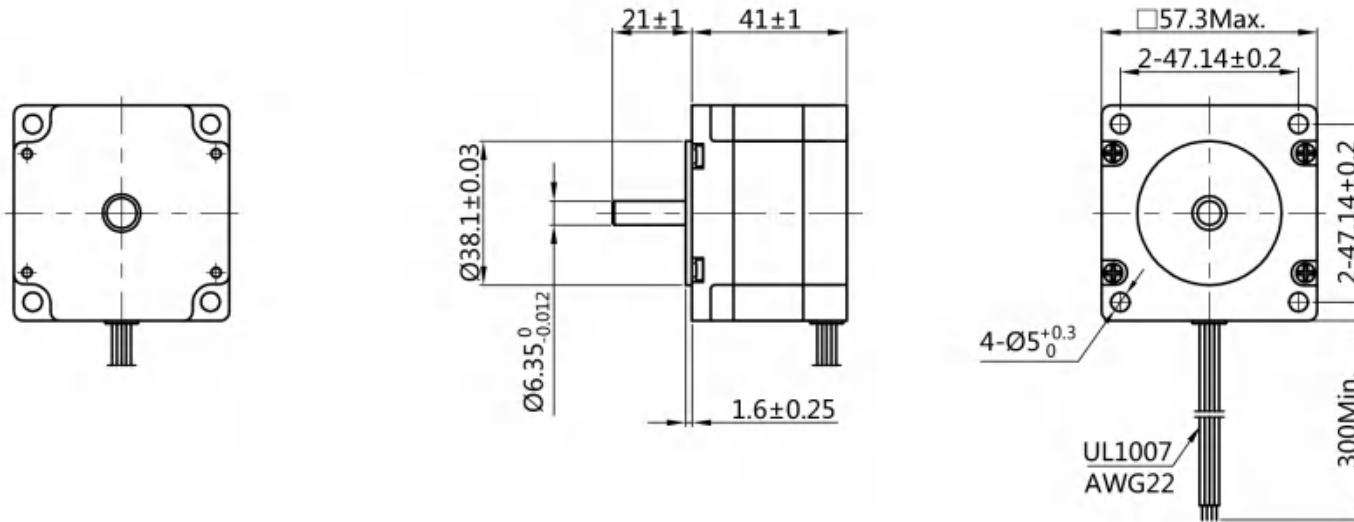
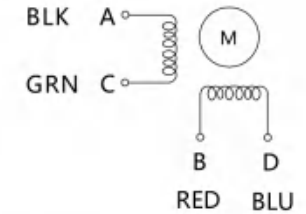


# HYBRID STEPPING MOTOR SPECIFICATION

DIMENSIONS unit=mm



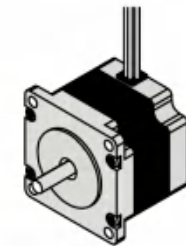
Wiring Diagram



Exciting Sequence vs. Direction of Rotation

STEP	A	B	C	D	
1	+	+	-	-	↓ CCW ↑ CW
2	-	+	+	-	
3	-	-	+	+	
4	+	-	-	+	

Clockwise view from mounting side



1, Number of Phase	2				
2, Step Angle	0.9° deg.				
3, Rated Voltage	1.96 V				
4, Rated Current/Phase	2.8 A ( Peak Value )				
5, Phase Resistance	0.7 Ω±0.1(20°C)				
6, Phase Inductance	2.2 mH±20%(1kHz 1V RMS)				
7, Holding Torque	5 Kg.cm				
8, Insulation Class	B ( 130° ); 80K Max.				
9, Weight	0.45 kg				
<b>Specifications</b>		<b>Comment</b>			

REV.	REVISION RECORD		DATE
DESIGN	YY	2020.06.28	
STANDARD			
TECHNOLOGY			
CHECK			
APPROVE			

Changzhou BesFoc Motor Co., Ltd  
www.besfoc.com

Specification

TITLE	STEPPING MOTOR			
DWG.NO.	BF57HM41-2804			
MATERIAL	ECN SIGN	✳	SIZE	A4
REV.	A	SCALE	1:2	SHEET 1 of 1