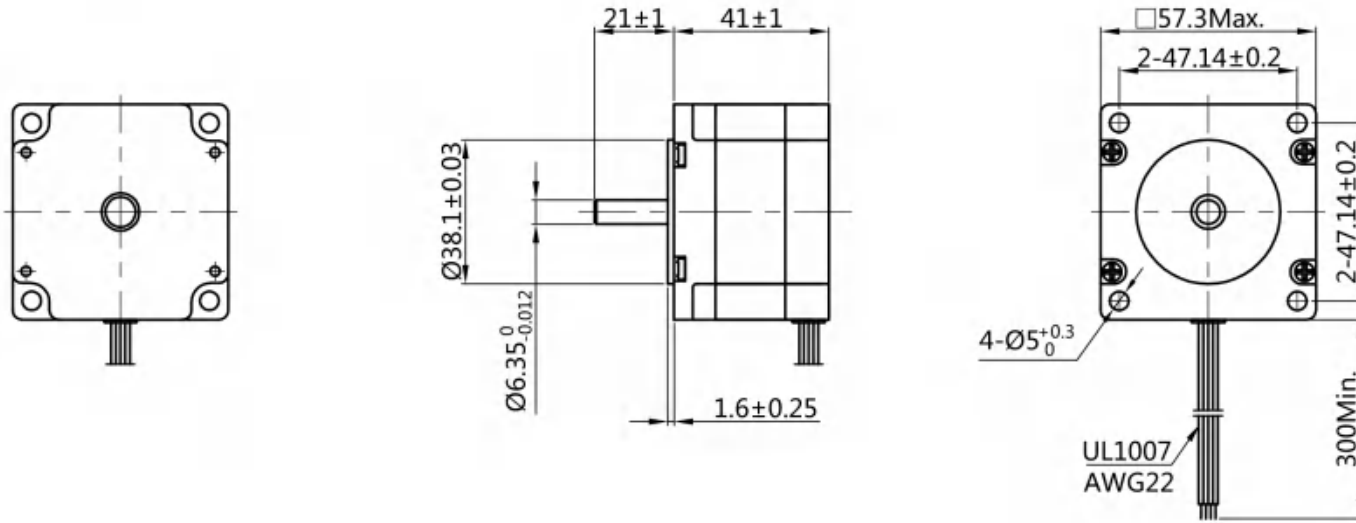
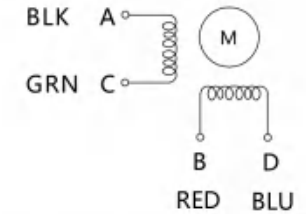


HYBRID STEPPING MOTOR SPECIFICATION

DIMENSIONS unit=mm



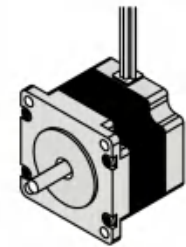
Wiring Diagram



Exciting Sequence vs. Direction of Rotation

STEP	A	B	C	D	
1	+	+	-	-	↓ CW ↑ CCW
2	-	+	+	-	
3	-	-	+	+	
4	+	-	-	+	

Clockwise view from mounting side



1. Number of Phase	2				
2. Step Angle	1.8° deg.				
3. Rated Voltage	1.96 V				
4. Rated Current/Phase	2.8 A (Peak Value)				
5. Phase Resistance	0.7 Ω±0.1(20°C)				
6. Phase Inductance	1.4 mH±20%(1kHz 1V RMS)				
7. Holding Torque	0.55 N.m				
8. Insulation Class	B (130°); 80K Max.				
9. Weight	0.45 kg				
Specifications		Comment			

REV.	REVISION RECORD		DATE
DESIGN	YY	2020.06.29	Changzhou BesFoc Motor Co., Ltd www.besfoc.com
STANDARD			Specification
TECHNOLOGY			
CHECK			
APPROVE			

TITLE	STEPPING MOTOR			
DWG.NO.	BF57HS41-2804			
MATERIAL	ECN SIGN	✳	SIZE	A4
REV.	A	SCALE	1:2	SHEET 1 of 1