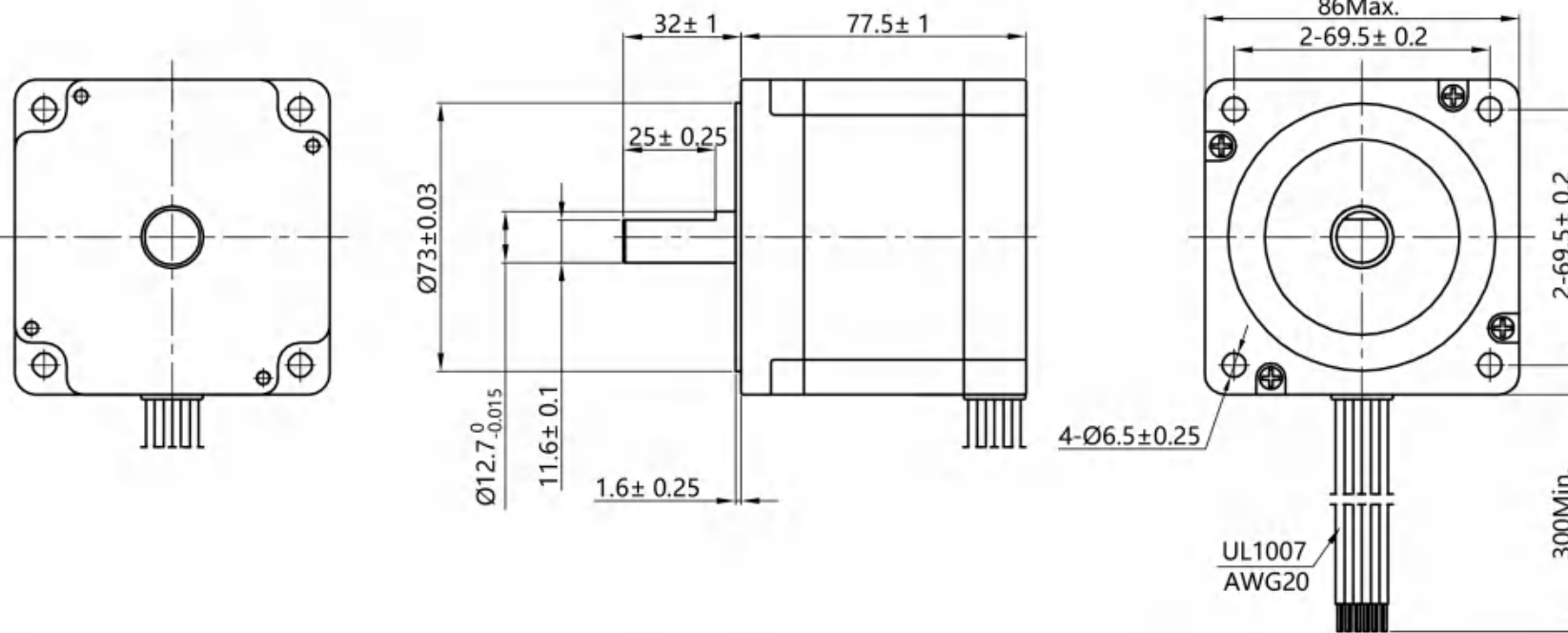
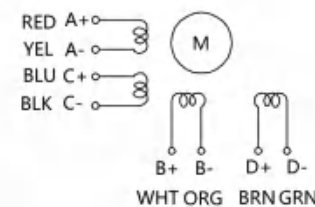


HYBRID STEPPING MOTOR SPECIFICATION

(DIMENSIONS) unit=mm



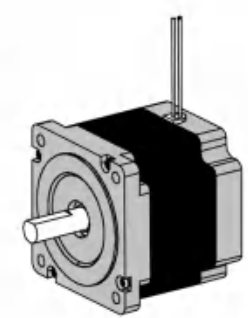
Wiring Diagram



Exciting Sequence vs. Direction of Rotation

STEP	A	B	C	D	Direction
1	+	+	-	-	CCW ↑
2	-	+	+	-	
3	-	-	+	+	
4	+	-	-	+	

Clockwise view from mounting side



1, Number of Phase	4		
2, Step Angle	1.8° deg.		
3, Wiring	PARALLEL	UNIPOLAR	SERIES
4, Rated Voltage	2.2 V	3.15 V	4.41 V
5, Rated Current/Phase	5.88 A	4.2 A	2.94 A
6, Phase Resistance	0.375 Ω	0.75 Ω	1.5 Ω
7, Phase Inductance	3.4 mH	3.4 mH	13.6 mH
8, Holding Torque	4.6 N.m	3.2 N.m	4.6 N.m
9, Insulation Class	B (130°) ; 80K Max.		
10, Weight	2.3 kg		

REV.	REVISION RECORD	DATE
DESIGN		
STANDARD		
TECHNOLOGY		
CHECK		
APPROVE		

Changzhou BesFoc Motor Co., Ltd
www.besfoc.com

Specification

TITLE	STEPPING MOTOR				
DWG.NO.	BF57HS78-4208				
MATERIAL	ECN SIGN	※	SIZE	A4	
REV.	A	SCALE	1:2	SHEET	1 of 1